

CS-120 Specifications

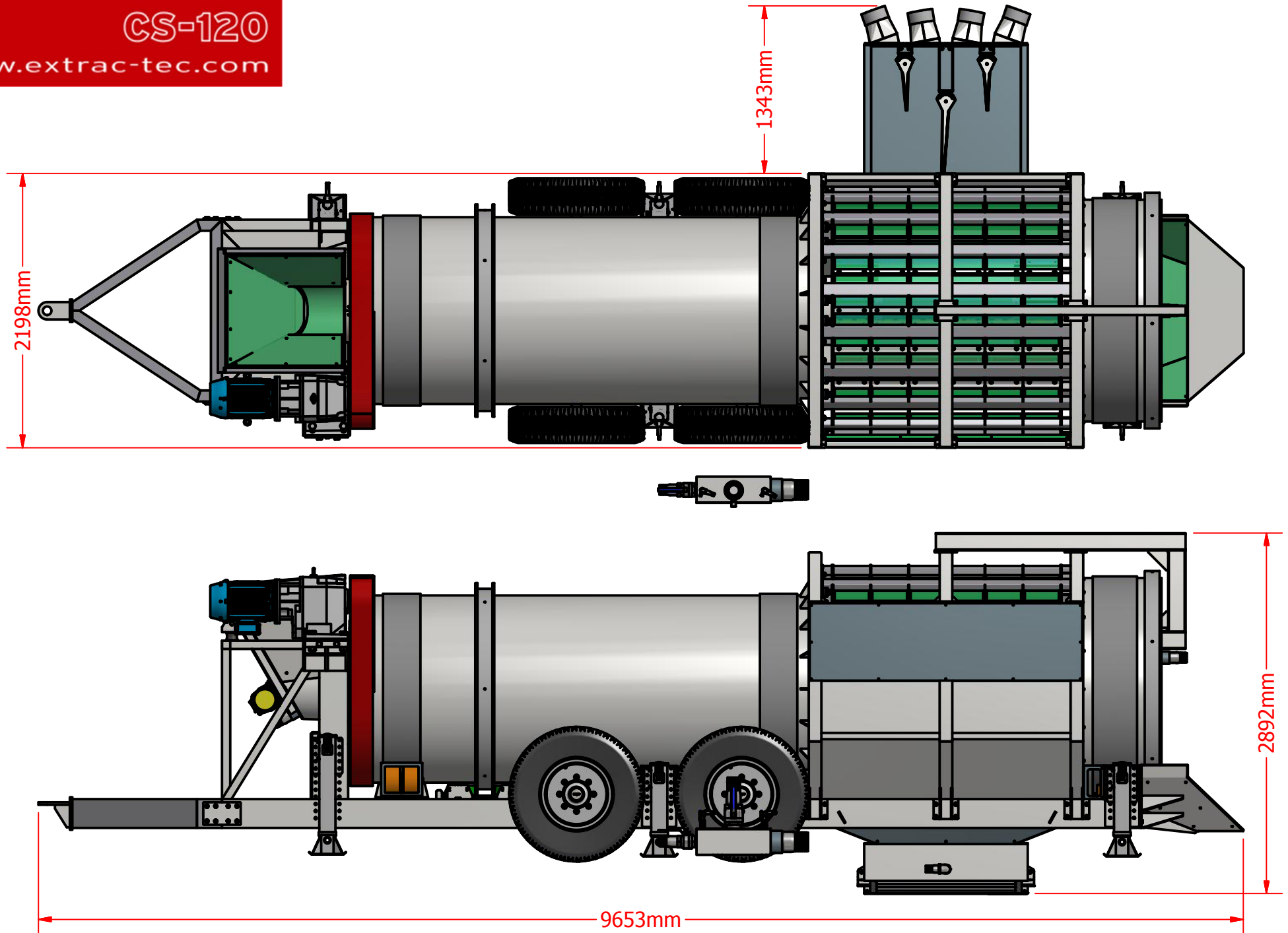
Applications	High Capacity Alluvial Mining operations
Capacity	120 tons/hr.
Drive System	15kW variable speed drive system
Electrical Supply Requirements	<ul style="list-style-type: none"> 380V – 15kW Trommel motor 2 X 1.75kW SPV 7.0-A Vibrating Motors Generator sizing for the CS-120 must take into consideration any additional equipment to be run as well as startup amperage requirements.
Water Supply Requirements	The CS-50 requires water supply of approx. 2000 liters/minute or 120m ³ /hour (500 gallons/minute) at a pressure of approximately 310 kPa (45psi). Any electrical, petrol or diesel powered pump capable of providing this water flow may be used. The Water Supply must be connected via a 6" hose ("lay-flat" or discharge hose) clamped onto the inlet nipple on the Water Manifold. Note: Water Pump and connection hose are not supplied with the CS-120.
Feed material	-150mm (-6") material is fed from the VF-120 to the CS-120
Feeder	VF-120 - an excavator fed, fully independent Vibrating Grizzly scalping feeder 1200 wide x 2650 long with one row of 1550 long Grizzly bars, fitted with a dynamic underpan and a static oversize chute and mounted on a skid base for standard container shipping.
Trommel	Three chamber rotary trommel scrubber fitted with replaceable wear liners plus double-drum, heavy-duty classification screen with replaceable screen panels and undersize slurry distributor. The screening section of this unit includes rubber and Urethane screening panels which can be chosen to size material specifically for your ever-changing material profiles which allows you to optimize classification based on the exact gold particle sizing of your deposit.
Recovery System	2 options available: <ul style="list-style-type: none"> The standard recovery system is a set of 4 X High-capacity recovery Sluice Boxes fitted with Riffles, Concentrate Matting and Riffle Locks. With the high-recovery option, slurry from the Scrubbing/Screening unit is split and fed to 4 X HPC-30 recovery units. This option offers the highest capacity and recovery option possible.
Dimensions	
– Length	7600mm / 299"
– Width	2190mm / 86"
– Height	2590mm / 102"
– Weight	10 150kg / 22 376 lbs.
Shipping info	Optimal shipping configuration: 1 CS-120 in 40' container. International customs code: HS #: 8474.10.00 (1). Sorting, screening, separating or washing machines
Trailer	Mounted on a towable trailer with landing legs and detachable A-Frame
Manning	1 equipment operator required. Note: for safety reasons, it is always best to have at least 2 people present when operating machinery.

Note: Specifications may be changed without notice

EXTRAC-TEC

CS-120

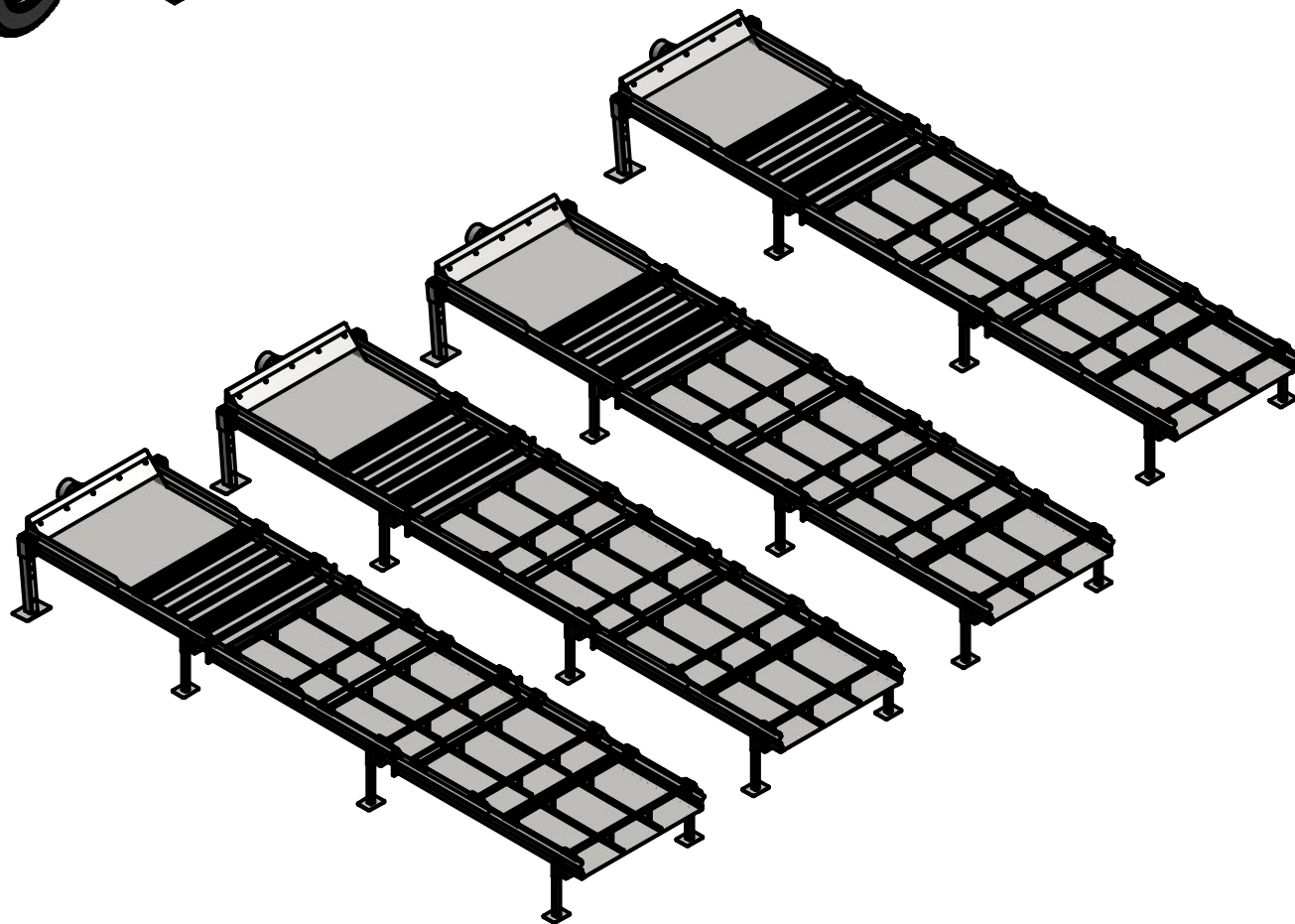

www.extrac-tec.com

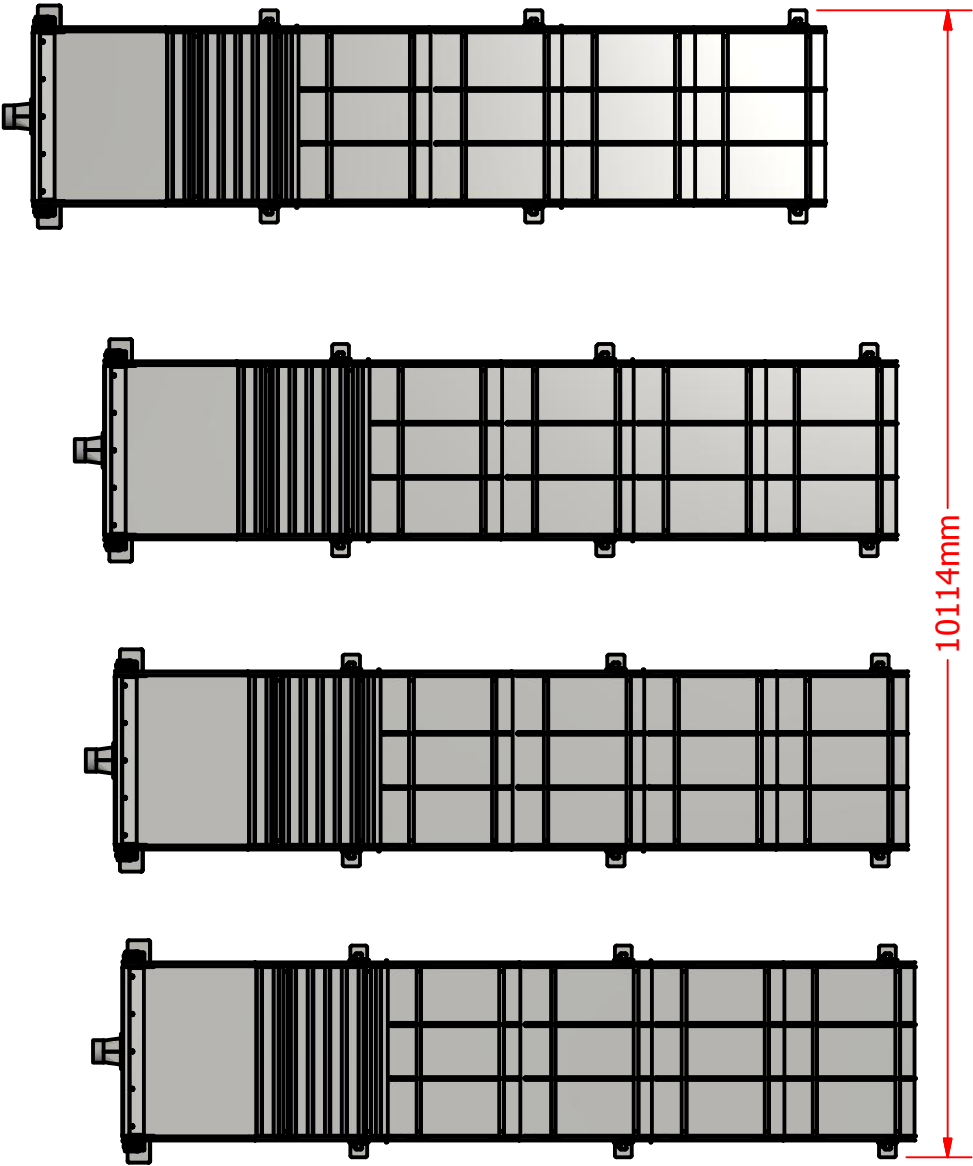
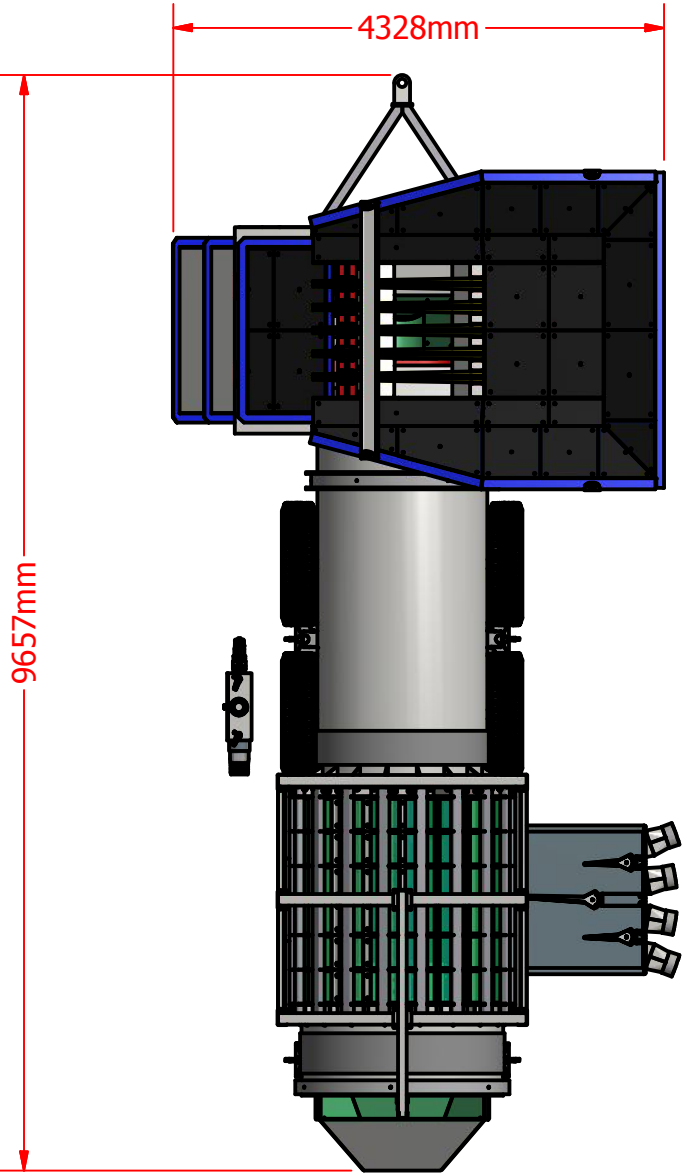


EXTRAC-TEC

SYSTEM-120

www.extrac-tec.com





Material Flow for CS-120 and VF-120

